


Seal seam stability test for MELAG sealing devices



The seal seam stability test is a standardized test procedure and represents a part of EN ISO 11607-2 for the validation of packaging processes. The annual routine check of the sealing seam stability serves the performance qualification (PQ) of MELAG sealing devices and is carried out according to EN 868-5.


If the test is passed, you will receive a test certificate from MELAG confirming the conformity of the sealing seams.

Further information about this topic and details of the current costs are available from the MELAG website (www.melag.com) under Products/ Routine testing.


Instructions for making a test strip



1 Cut three 10 cm test strips from the smallest packaging format used in the practice.



2 Cut a 10 cm long test strip from every wider format.



3 All test strips must have two seal seams separated by a gap of at least 5 cm.



4 Mark all test strips with a sequential number.



5 Sterilize all test strips in your steam sterilizer using the Universal program (134 °C).



6 Complete the following form and send it to MELAG together with the test strips.

MELAG Medizintechnik GmbH & Co. KG
Seal seam stability test
Geneststraße 6-10
10829 Berlin
GERMANY

Please complete the application form together with the test strips to MELAG in a DIN A4 envelope with sufficient postage.

Application form for seal seam stability test

We hereby commission a seal seam stability test of the sealing device specified below using the test strips included.

Date

Client signature

Contact information

Practice/clinic

Name of the practice/clinic

Contact person

Street/house number

Post code/town

Country

e-mail

Telephone for queries (with country code)

Billing address

(If different from the practice address)

Name of the practice/clinic

Contact person

Street/house number

Post code/town

Country

e-mail

Telephone for queries (with country code)

Sealing device/process parameters

MELAseal 100+

MELAseal Pro

other sealing device

MELAseal 200

MELAseal 300

Name of sealing device

Serial number of the sealing device

The seal seam of the test seams were sterilized in the following steam sterilizer:

Device type	_____	Manufacturer	_____
Serial no.	_____	Sterilization program	_____

Test strips used

List all test strips (specifying type, width and sealing temperature) sent in the following table.

PLEASE NOTE: Follow the instructions of the film manufacturer when setting the sealing temperature.

No.	Film manufacturer/designation	Width of the test strip [in cm]	Set sealing temperature	LOT no. of the film ¹⁾
1				
2				
3				
4				
5				
6				
7				
8				
9				
10				

1) The MELAfol LOT no. is to be found on the MELAfol rolls and bags. If no specification is possible, leave a column free.